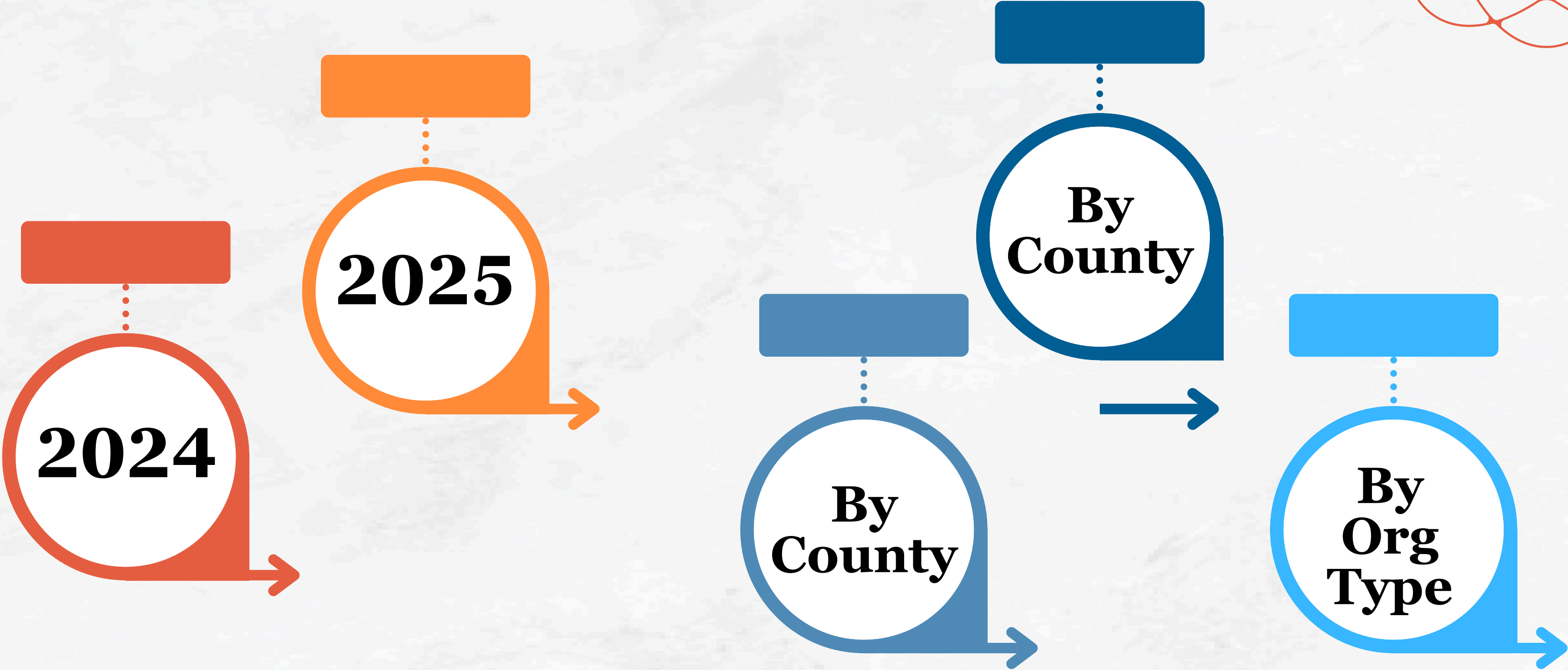




ACI GRANTMAKING DATA & ACCOUNTABILITY

What data did we pull?



What did we want to understand?



01

Did we have any unintended bias in decision-making?

Were certain counties prioritized?

Were certain budget sizes prioritized?



02

Did the changes we made in 2024 have intended impact?

Did we address the challenges that were identified from reviewing 2022 and 2023 grant data?



03

How might the ACI continue evolving our grantmaking processes?

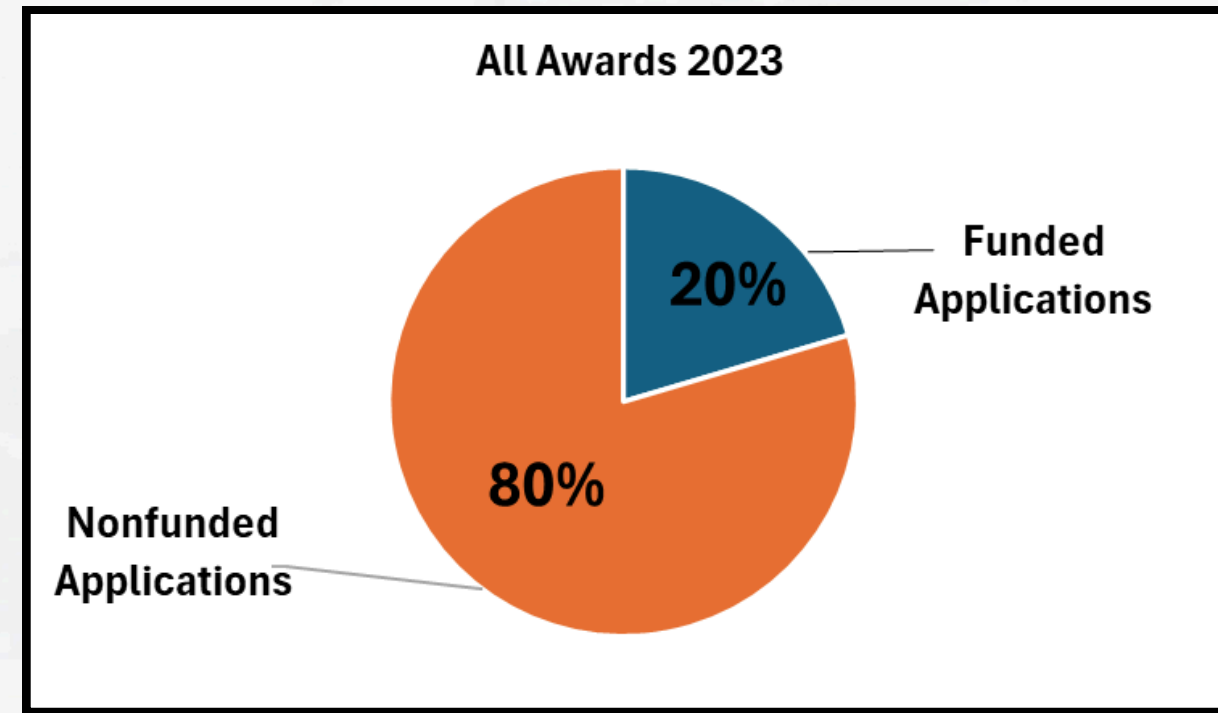
What's working?

What needs to be improved?



2023 CHALLENGE

The ACI funded only 20% of the submitted applications.



2024 ADJUSTMENT

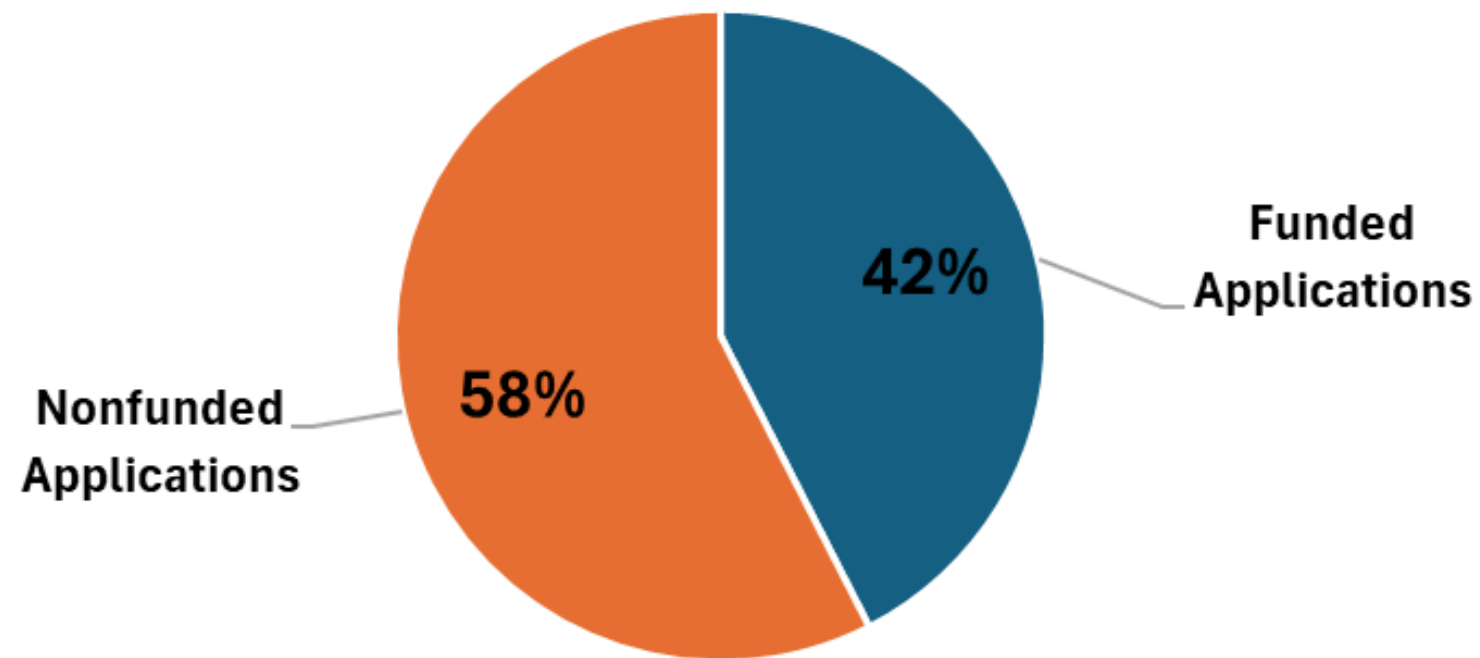
The ACI refocused the grant opportunity: reduced maximum org budget to \leq \$500,000; took staff infrastructure into account; created Micro and Capacity-Building grant opportunities.



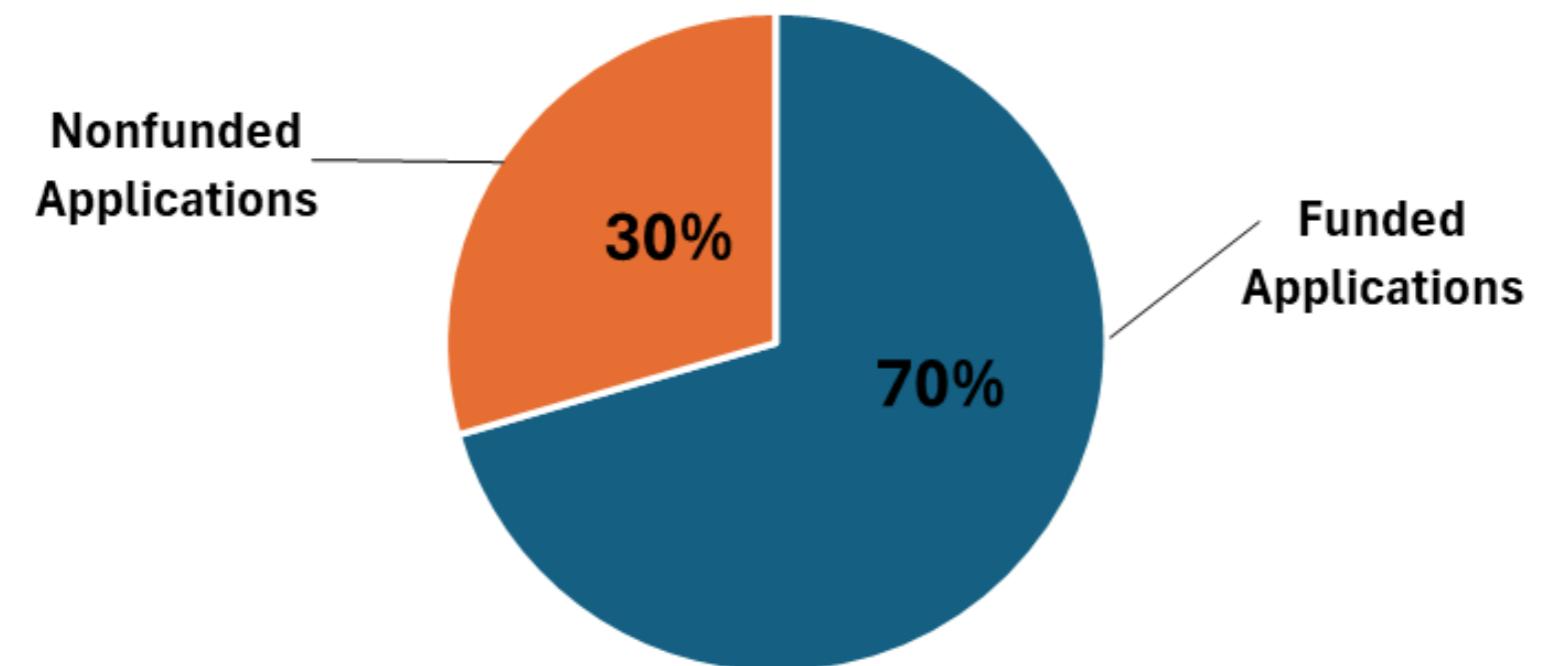
2024-25 DATA CHECK

Overall, the ACI funded 54% of the submitted applications.

Micro Grant Awards 2024-2025




Capacity-Building Grant Awards 2024-2025





2023 QUESTION

Will certain counties be prioritized over others? It often feels like urban cores are prioritized over rural areas.




2024 ADJUSTMENT

Additional language: Each county will be awarded a minimum of 2 Capacity-Building + General Operating grants and 2 Micro Grants, assuming eligible applications have been received.





2024-25 DATA CHECK

 Counties Served	% of Awarded Applications	Counties Served	% of Awarded Applications
Allegany;Cattaraugus;Chautauqua;Erie;Niagara	100%	Genesee	60%
Genesee;Orleans	100%	Chautauqua	57%
Chautauqua;Erie;Niagara	100%	Erie;Niagara	56%
Orleans	100%	Cattaraugus	50%
Wyoming	80%	Monroe	50%
Allegany	80%	Erie	48%
Niagara	64%	Allegany;Cattaraugus;Chautauqua	0%



CONCLUSION

Based on the award data, urban cores are generally not prioritized over rural areas.

- Ex. The ACI funded 48% of the submitted applications in Erie County, with applications representing organizations in the city of Buffalo.
- In contrast, the ACI funded 100% of the organizations serving Genesee and Orleans counties, with applications representing organizations serving rural populations.

Future Opportunities


- The 8 counties of WNY + Monroe were not all represented in each grantmaking round. This indicates an opportunity to improve our outreach and to work more closely with trusted partners in each county.



2023 CHALLENGE

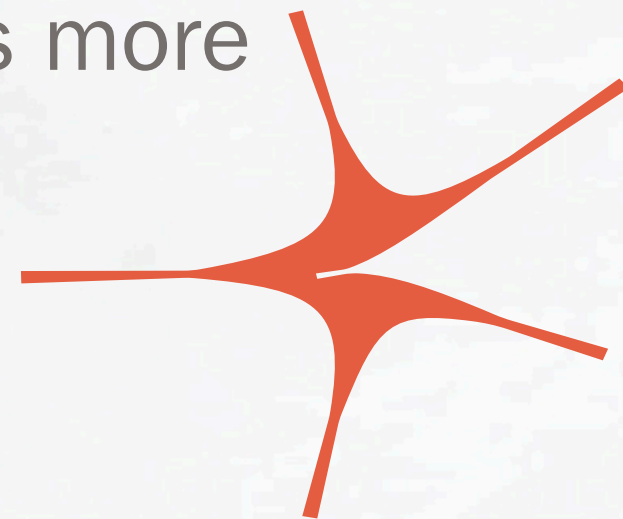
62% of denied organizations had budgets of \leq \$500,000.

Organizations with larger budgets, and presumed more capacity, were prioritized.



2024 ADJUSTMENT

The ACI lowered the budget maximum to \$500,000 to focus more deeply on smaller-sized organizations.





ORG BUDGET ANALYSIS

To analyze this data, organization budgets were grouped into the following categories:

- \$0-9,999
- \$10,000-49,999
- \$50,000-99,999
- \$100,000-249,999
- \$250,000-499,999



2024-25 DATA CHECK

No one budget category made up more than 30% of total awards

30%

At least 35% of applications were awarded within each budget category.

35%

Almost 50% of awards went to organizations in 2 budget categories: \$50,000-99,999 and \$100,000-249,999.

50%

What's next?



01

Did we have any unintended bias in decision-making?

Were certain counties prioritized?


Were certain budget sizes prioritized?



02

Did the changes we made in 2024 have intended impact?

Did we address the challenges that were identified from reviewing 2022 and 2023 grant data?




03

How might the ACI continue evolving our grantmaking processes?

What's working?

What needs to be improved?



04

Is there an opportunity to develop a pipeline of local, statewide, and national arts & culture funding?

How do ACI opportunities compare to regional and statewide processes?

Do ACI offerings support development of arts organizations along the funding continuum?